
Radiative transfer solver(s) in SMRT

General equations

RT solver:

Inputs:

All the constants required in the RT equation and boundary conditions, inc. incident radiance

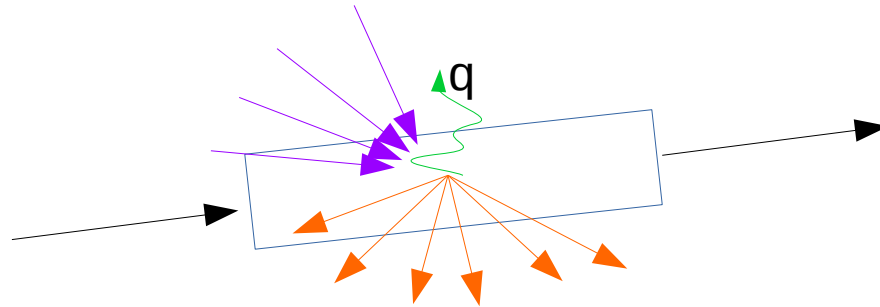
Output:

The radiance at the top of the snowpack

General equations

The radiative transfer equation

$$\mu \frac{\partial \mathbf{I}(\mu, \phi, z)}{\partial z} = -\kappa_e(\mu, \phi, z) \mathbf{I}(\mu, \phi, z) + \frac{1}{4\pi} \iint \mathbf{P}(\mu, \phi; \mu', \phi', z) \mathbf{I}(\mu', \phi', z) d\Omega' + \kappa_a(\mu, \phi, z) \alpha T(z) \mathbf{1}$$



Rmq: stationary equation \rightarrow no time dependence / wave travel is not resolved.

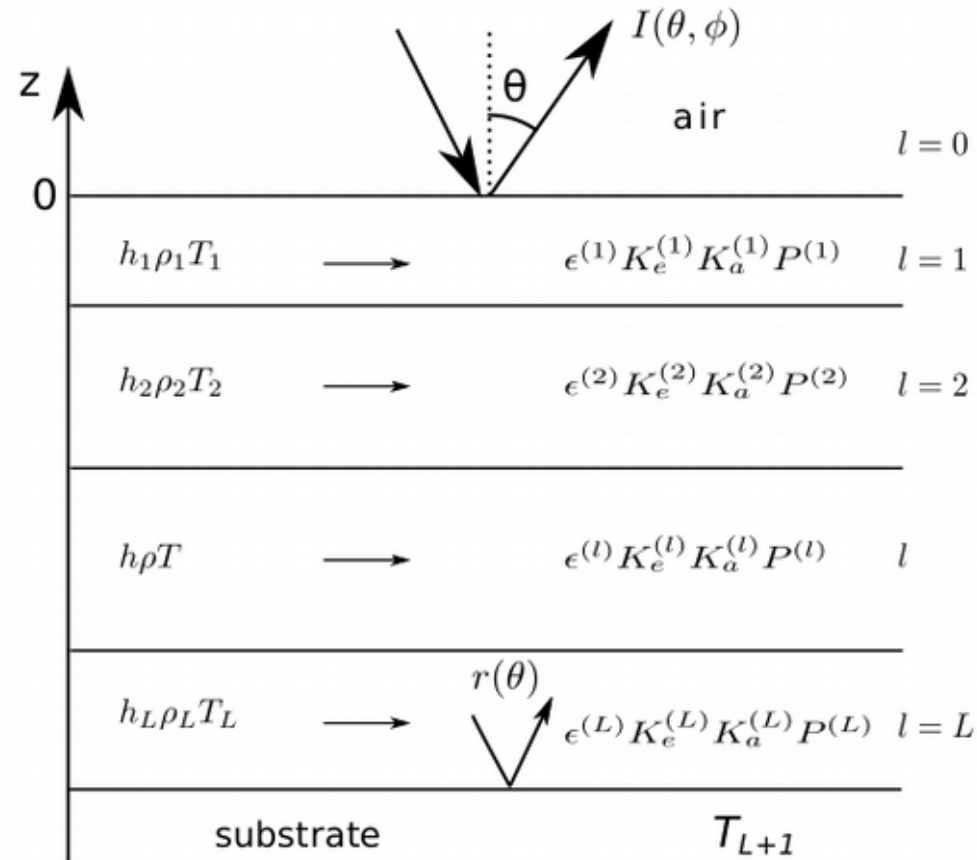
Time-depend RT exists and is needed for altimetry. Such a code is being developed in SMRT (available from 2020).

Rmq: vector radiative transfer equation \rightarrow full polarizations

- Radiance \mathbf{I} is a 4-component vector
- Phase matrix \mathbf{P} is a 4x4 matrix

General equations

In SMRT, we consider plane-parallel layers:



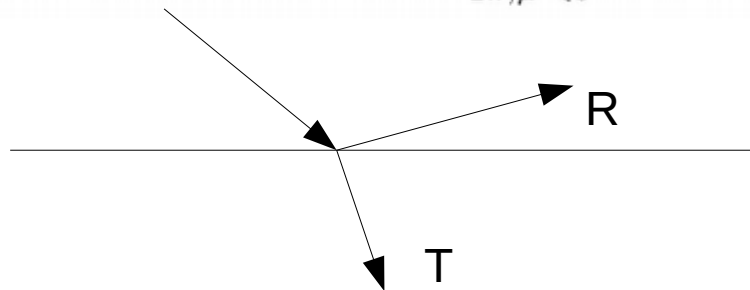
Layers are not necessarily « smooth » from the EM point of view, they can be rough, but for the propagation of energy (RT) perspective, they are parallel

General equations

Boundary conditions for **top, bottom and inter-layer** interfaces:

$$\mathbf{I}^{(l)}(\mu < 0, \phi, z_{l-1}) = \mathbf{R}^{\text{spec,top},(l)}(\mu) \mathbf{I}^{(l)}(-\mu, \phi, z_{l-1}) + \frac{1}{2\pi} \iint_{2\pi, \mu' > 0} \mathbf{R}^{\text{diff,top},(l)}(\mu, \mu', \phi - \phi') \mathbf{I}^{(l)}(\mu', \phi', z_{l-1}) d\Omega'$$
$$+ \mathbf{T}^{\text{spec,bottom},(l-1)}(\mu) \mathbf{I}^{(l-1)}(\mu, \phi, z_{l-1}) + \frac{1}{2\pi} \iint_{2\pi, \mu' < 0} \mathbf{T}^{\text{diff,bottom},(l-1)}(\mu, \mu', \phi - \phi') \mathbf{I}^{(l-1)}(\mu', \phi', z_{l-1}) d\Omega'$$

$$\mathbf{I}^{(l)}(\mu > 0, \phi, z_l) = \mathbf{R}^{\text{spec,bottom},(l)}(\mu) \mathbf{I}^{(l)}(-\mu, \phi, z_l) + \frac{1}{2\pi} \iint_{2\pi, \mu' < 0} \mathbf{R}^{\text{diff,bottom},(l)}(\mu, \mu', \phi - \phi') \mathbf{I}^{(l)}(\mu', \phi', z_l) d\Omega'$$
$$+ \mathbf{T}^{\text{spec,top},(l+1)}(\mu) \mathbf{I}^{(l+1)}(\mu, \phi, z_l) + \frac{1}{2\pi} \iint_{2\pi, \mu' < 0} \mathbf{T}^{\text{diff,top},(l+1)}(\mu, \mu', \phi - \phi') \mathbf{I}^{(l+1)}(\mu', \phi', z_l) d\Omega'$$



Rmq:

Here we distinguish the specular and diffuse components. This is unusual, either because the diffuse component is neglected or conversely because the specular is integrated in the diffuse as a Dirac delta distribution (or generalized function). Distributions are not friendly for numerical implementations, so the distinction here.

General equations

Many methods have been propose to solve these equations:

- Iterative solutions: assume weak single scattering albedo ($=K_s/K_e$) and interface reflexions. Analytical solution for first order (simple) and second order (much less fancy)... nearly untracktable for higher orders. For snow, this applies in the low frequency limit, and has been widely used for radar.
- 1 flux (HUT)
- 2 streams and 6-flux (used in MEMLS, 2S). Account for multiple scattering. Computationally efficient. Poor angular resolution (only “forward” and “backward” phase matrix).
- discrete ordinate methods often called DISORT or DORT (used in DMRT-QMS, DMRT-ML). Reference method in most RT studies. Multiple scattering. Suitable for very thick media. Slow. Complex implementation. Many variants!!
- adding / doubling methods. Fast but more suitable for thin media (to my knowledge)
- monte-carlo methods. Very slow. Easy to implement. Versatile for none plane-parallel geometries

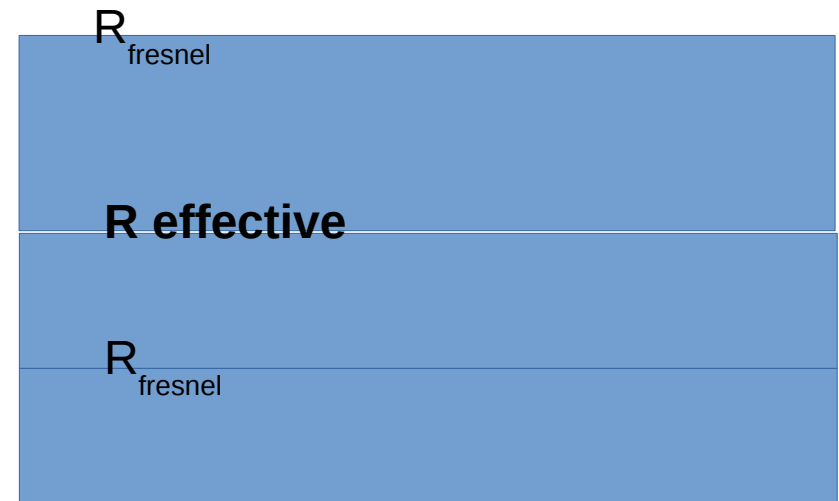
Short digression on coherent layers

“Coherent layers »



6 GHz (5 cm)

MEMLS solution :



6 GHz (5 cm)

- assume the ice layer is non-scattering
- wave theory → R effective

For SMRT : dort_coherent_layer could be (easily) implemented

Short disgression on coherent layers

The problem with this solution



1.4 GHz
(20 cm)

MEMLS solution does not work

→ no RT solution

General equations

SMRT is equipped with a robust Discrete Ordinate Method.

We'd like to see more options in the future

- 6-flux as in MEMLS (under implementation)
- variants of DORT → different discretization, more efficient weights ? Blend iterative/DORT methods, ...
- First-order for fast radar computation and (easy) extension to bi-refrangent media (snow anisotropy).
- Time-resolved first-order solver for altimetry (under implementation)

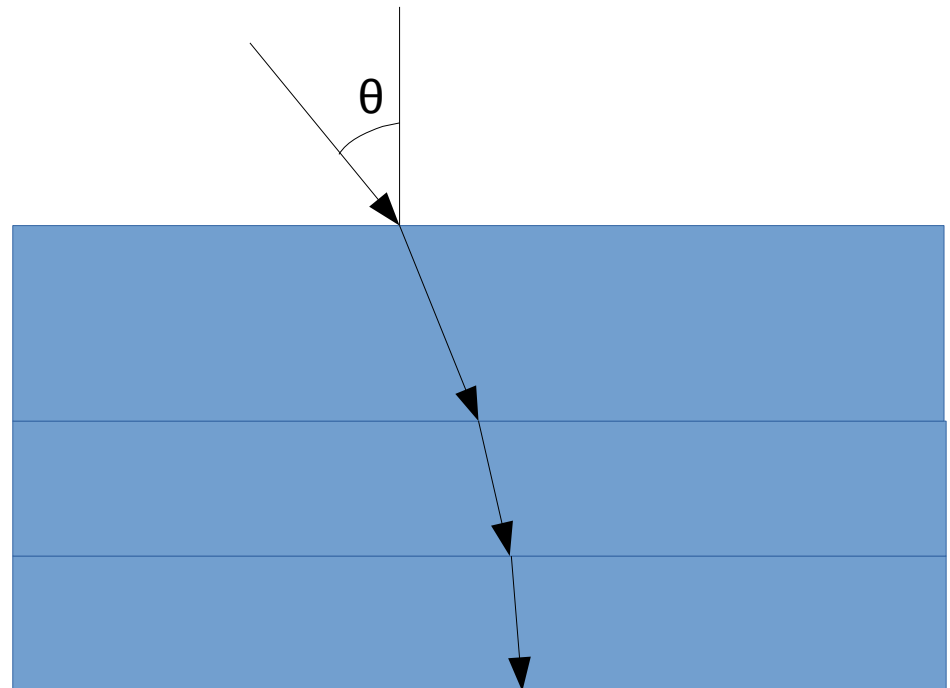
DORT in SMRT

The DORT in SMRT is a new implementation based on ideas from:

- DORT for radar backscatter on forest (Picard et al. 2004) → sparse medium
Background refractive index = 1
- DORT for passive microwave in snow in DMRT-ML (Picard et al. 2013) inspired from Jin 1994 for single layer
Varying background refractive index

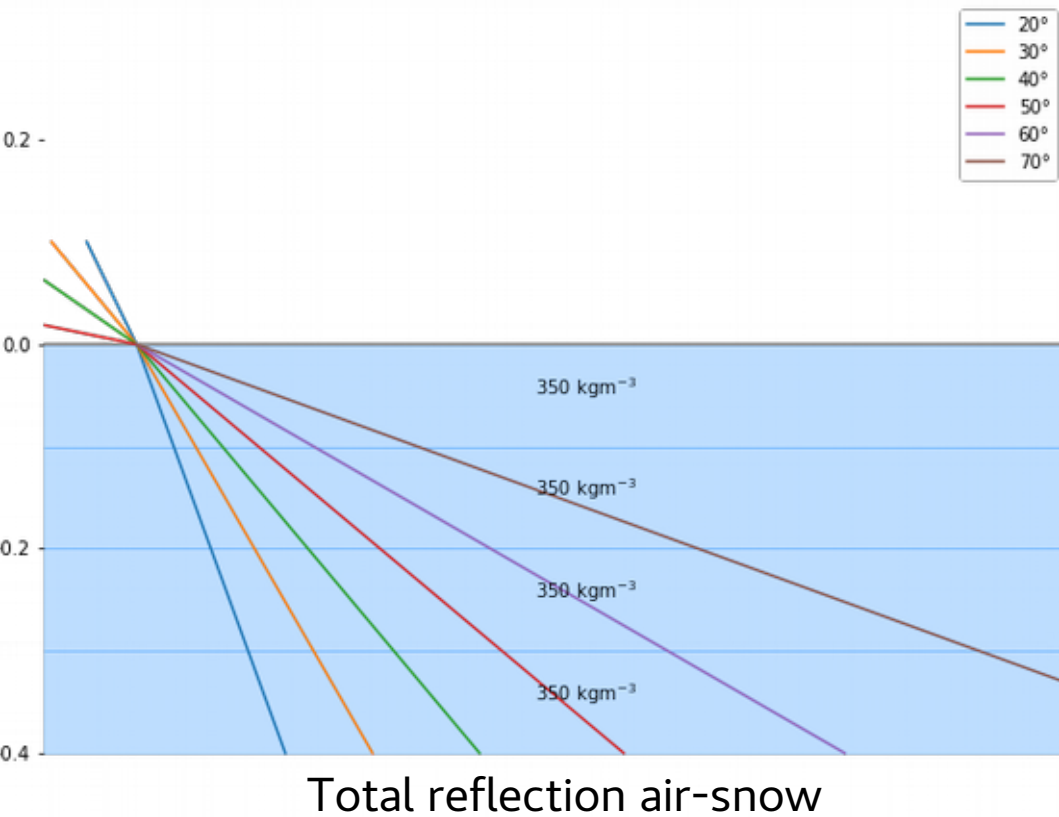
Snell's law: $n \sin \theta = \text{cst}$

For snow: n is driven by density





DORT in SMRT

Done with plot_snowpack in smrt.utils.mpl_plots



Total radiation is a significant cause of radiation trapping (= lower emissivity)

→ the number of stream varies depending on layers refractive index



DORT in SMRT

DORT method principle is discretization of the zenith and phi dependencies in the RT equation, especially in the integral. There are many many variants.

Users must understand the specificities of the implementation in SMRT to understand some behavior when running simulation

Azimuthal angle dependency :

- Assume isotropic medium (=no aligned structure, no sastrugi)
- Treated with cosine series decomposition (Fourier series):

$$\mathbf{I}(\mu, \phi, z) = \sum_{m=0}^{\infty} \mathbf{I}^{c,m}(\mu, z) \cos(m\phi) + \mathbf{I}^{s,m}(\mu, z) \sin(m\phi)$$

$$\mathbf{P}^{(l)}(\mu, \phi, \mu', \phi') = \sum_{m=0}^{\infty} \mathbf{P}^{c,(l),m}(\mu, \mu') \cos[m(\phi - \phi')] + \mathbf{P}^{s,(l),m}(\mu, \mu') \sin[m(\phi - \phi')]$$

Pros: Very common approach.

Cons: Cause « big number – big number = unprecise small number » in active mode, see later

DORT in SMRT

Azimuthal angle dependency in practice:

The truncation of the series is controlled by m_{max} parameter

- for PM, m_{max} is automatically forced to zero because emission, atmosphere and snow are azimuthally isotropic \rightarrow mode 0 is sufficient
- for AM, $m_{\text{max}} = 2$ by default which is \sim ok for smooth phase functions. Have not explored the impact. I recommend m_{max} to be even (not odd).

DORT in SMRT

Zenith angle dependency:

- Treated with weighted non-uniform discretization.

$$\int_{-1}^1 d\mu' \mathbf{P}^{(l),m}(\mu, \mu') \mathbf{I}^m(\mu', z) \approx \sum_{i=1}^{N(l)} w_i^{(l)} \left[\mathbf{P}^{(l),m}(\mu, \mu_i^{(l)}) \mathbf{I}^m(\mu_i^{(l)}, z) + \mathbf{P}^{(l),m}(\mu, -\mu_i^{(l)}) \mathbf{I}^m(-\mu_i^{(l)}, z) \right]$$

In DMRT-QMS, discretization = Gaussian quadrature in all layers.

Pros: the integral is optimal in all layers, number of streams is the same in all layers (=angular resolution)

Cons: streams are not connected between the layers → boundary conditions are complex because interpolation is needed to apply Snell law.

In SMRT-DORT, Gaussian quadrature is used for the most refringent layer (=the highest density) and Snell's law is applied to obtain stream zenith angles in other layers.

Pros: the boundary conditions follow the physics (Snell law)

Cons: the integral discretization is sub-optimal in many layer. The number of stream varies between layers due to total reflections.

DORT in SMRT

Zenith angle dependency in practice:

- The number of zenith angles of outgoing streams in the air is (much) lower than the parameter 'n_max_stream' which controls the number of streams in the most refringent (densest) layer.
- This number and the zenith angle of each stream depend on the max density of the snowpack.

Warning: sensitivity analysis where the max density varies can result in discontinuous curve when the number of streams in the air (or other light layers) increases/decreases.

To moderate this effect, DORT uses **linear interpolation** to convert the radiance computed at zenith angles enforced by Gaussian+Snell's law into the user requested zenith angles.

Advice:

- always work with 64 (default) or 128 streams or more if max density is high. Computation increases in **cubic power of #stream** (and layers).
- make twin simulations with $n_max = n$ and $n_max = n/2$ to see the impact of #stream

Update: I have implemented a new approach where $n_max_stream = \#stream$ in the air. **Not fully tested yet, but could become the default in the future because it is more intuitive.**

DORT in SMRT

After the discretization in azimuth angles, got coupled equations (in each layer)

$$\begin{aligned} \mu \frac{d\mathbf{I}^{c,m}(\mu, z)}{dz} = & -\kappa_e^{(l)}(\mu) \mathbf{I}^{c,m}(\mu, z) \\ & + \int_{-1}^1 d\mu' \left[\mathbf{P}^{c,(l),m}(\mu, \mu') \mathbf{I}^{c,m}(\mu', z) - \mathbf{P}^{s,(l),m}(\mu, \mu') \mathbf{I}^{s,m}(\mu', z) \right] \\ & + \delta_m \kappa_a^{(l)}(\mu) T^{(l)} \mathbf{1} \end{aligned}$$

$$\begin{aligned} \mu \frac{d\mathbf{I}^{s,m}(\mu, z)}{dz} = & -\kappa_e^{(l)}(\mu) \mathbf{I}^{s,m}(\mu, z) \\ & + \int_{-1}^1 d\mu' \left[\mathbf{P}^{s,(l),m}(\mu, \mu') \mathbf{I}^{c,m}(\mu', z) + \mathbf{P}^{c,(l),m}(\mu, \mu') \mathbf{I}^{s,m}(\mu', z) \right] \\ & + \delta_m \kappa_a^{(l)}(\mu) T^{(l)} \mathbf{1} \end{aligned}$$

$$\mathbf{P}^{c,m} = \begin{bmatrix} P_{11}^{c,m} & P_{12}^{c,m} & 0 & 0 \\ P_{21}^{c,m} & P_{22}^{c,m} & 0 & 0 \\ 0 & 0 & P_{33}^{c,m} & P_{34}^{c,m} \\ 0 & 0 & P_{43}^{c,m} & P_{44}^{c,m} \end{bmatrix} \quad \mathbf{P}^{s,m} = \begin{bmatrix} 0 & 0 & P_{13}^{s,m} & P_{14}^{s,m} \\ 0 & 0 & P_{23}^{s,m} & P_{24}^{s,m} \\ P_{31}^{s,m} & P_{32}^{s,m} & 0 & 0 \\ P_{41}^{s,m} & P_{42}^{s,m} & 0 & 0 \end{bmatrix}$$

DORT in SMRT

Which can be assembled into one (using azimuthal isotropy):

$$\mu \frac{d\mathbf{I}^{e,m}(\mu, z)}{dz} = -\boldsymbol{\kappa}_e^{(l)}(\mu)\mathbf{I}^{e,m}(\mu, z) + \int_{-1}^1 d\mu' \left[\mathbf{P}^{e,(l),m}(\mu, \mu')\mathbf{I}^{e,m}(\mu', z) \right] + \delta_m \boldsymbol{\kappa}_a^{(l)}(\mu)T^{(l)}\mathbf{1}.$$

$$\mathbf{P}^{e,(l),m} = \begin{bmatrix} P_{11}^{c,(l),m} & P_{12}^{c,(l),m} & -P_{13}^{s,(l),m} & -P_{14}^{s,(l),m} \\ P_{21}^{c,(l),m} & P_{22}^{c,(l),m} & -P_{23}^{s,(l),m} & -P_{24}^{s,(l),m} \\ P_{31}^{s,(l),m} & P_{32}^{s,(l),m} & P_{33}^{c,(l),m} & P_{34}^{c,(l),m} \\ P_{41}^{s,(l),m} & P_{42}^{s,(l),m} & P_{43}^{c,(l),m} & P_{44}^{c,(l),m} \end{bmatrix}$$

DORT in SMRT

After discretization in zenith angles, the integral and -Ke I terms are merge in to A matrix:

$$\frac{d\mathcal{I}^{(l),m}(z)}{dz} = -\mathcal{A}^{(l),m}\mathcal{I}^{(l),m}(z) + \delta_m\mu^{(l)-1}\kappa_a^{(l)}T^{(l)}\mathbf{1}$$

where

$$\mathcal{A}^{(l),m} = [\mu^{(l)-1}\kappa_e^{(l)} - \mu^{(l)-1}\mathcal{P}^{(l),m}\mathbf{w}]$$

This equation is a first order ordinary differential equation.

→ general solution is easy $I(z) = X \exp(-A z)$ where X are unknowns

→ particular solution is easy because the non-I term is constant

Once the solution is known for each layer, the unknowns X are determined by applying the boundary conditions.

→ big linear system to solve: size is $\sim 3 \times 2 \times \text{sum}(N(l))$.

$N(l)$ number of streams in layer

$\text{sum}(N(l))$ is the total number of streams. It increases with L , the number of layers

3 = pola

2 = up and down

This is usually the computational bottleneck.

Conclusion & perspectives

- DORT is robust, you can trust it in most cases.

In the future:

- 2-flux and 6-flux (work in progress). For checking how inaccurate they are, not recommended.
- 1st order solver for radar. Fast. Easy to extend.
- birefringent solver (→ snow anisotropy), starting from 1st order code
- time-resolved solver, starting from 1st order code (work in progress)
- Tsang's DORT with spline interpolation, other DORT variants, ...